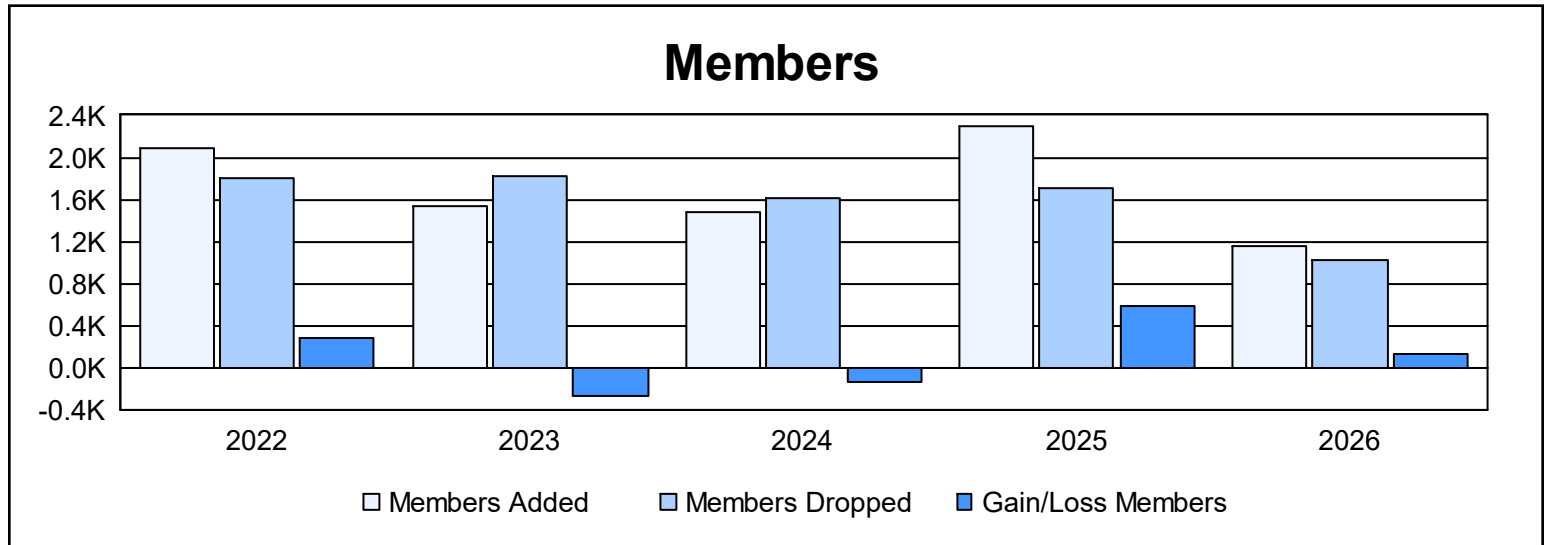
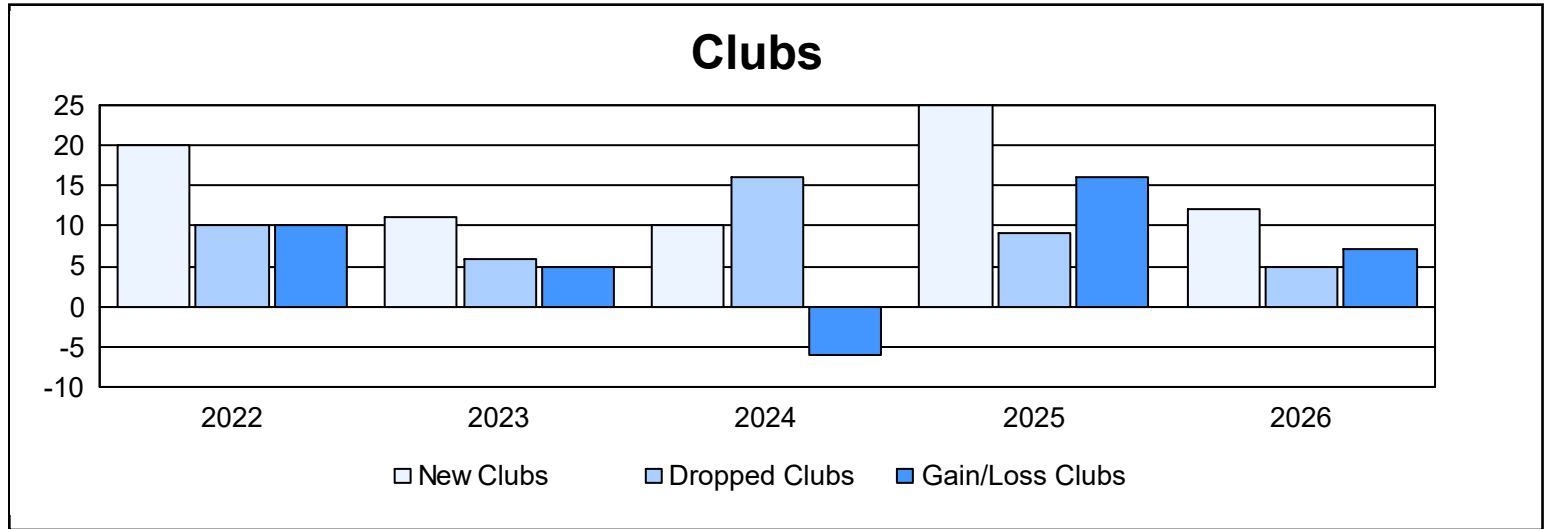


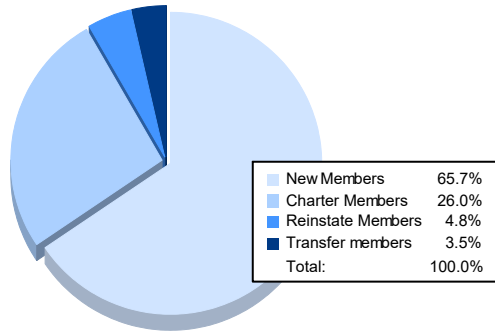
Multiple District D

As of April 2026 Cumulative

Year	New Clubs	Dropped Clubs	Gain/ Loss Clubs	New Members	Charter Members	Reinstate Members	Transfer Members	Total Member Added	Total Members Dropped	Gain/ Loss Members
2021-2022	20	10	10	1,336	655	54	42	2,087	1,804	283
2022-2023	11	6	5	1,037	338	136	32	1,543	1,814	-271
2023-2024	10	16	-6	1,043	286	96	53	1,478	1,616	-138
2024-2025	25	9	16	1,351	632	234	72	2,289	1,705	584
2025-2026	12	5	7	760	301	55	41	1,157	1,023	134
Average	16	9	6	1,105	442	115	48	1,711	1,592	118



Membership Composition April 2026 Cumulative



Gender Composition April 2026 Cumulative

